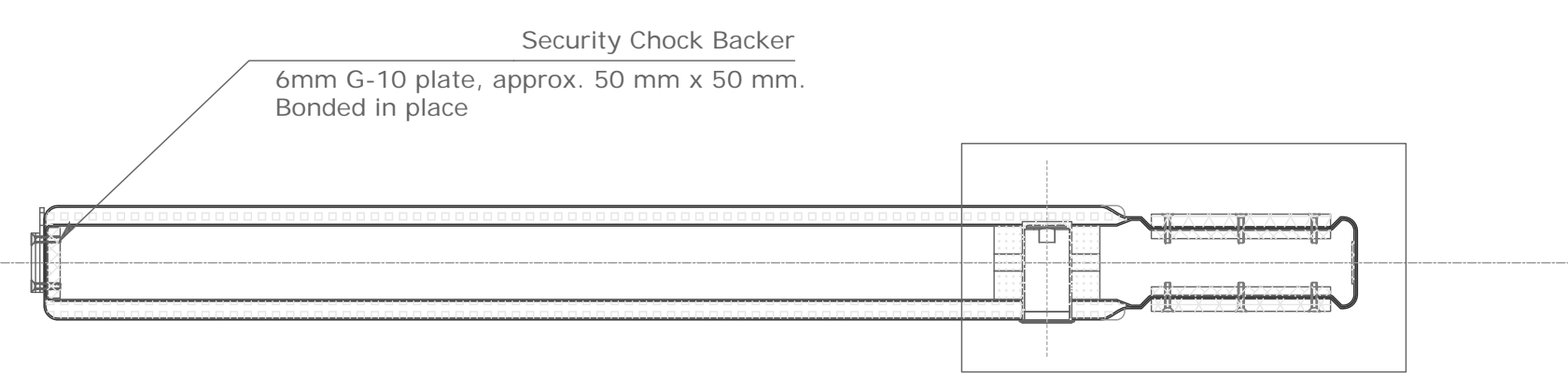


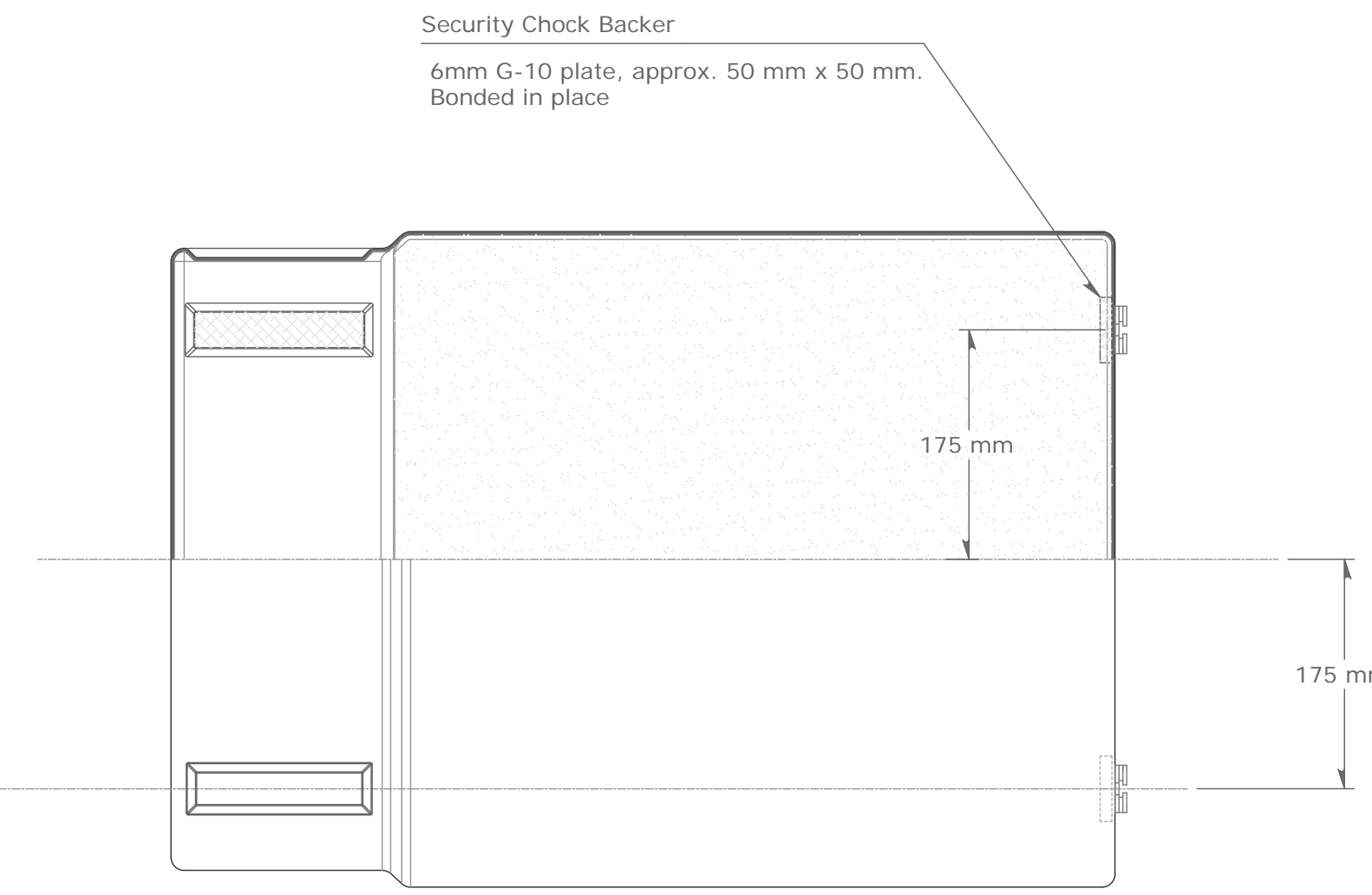
Upper Deck Construction Arrangement
Scale 1 : 5




Upper Deck Construction Section
Scale 1 : 5



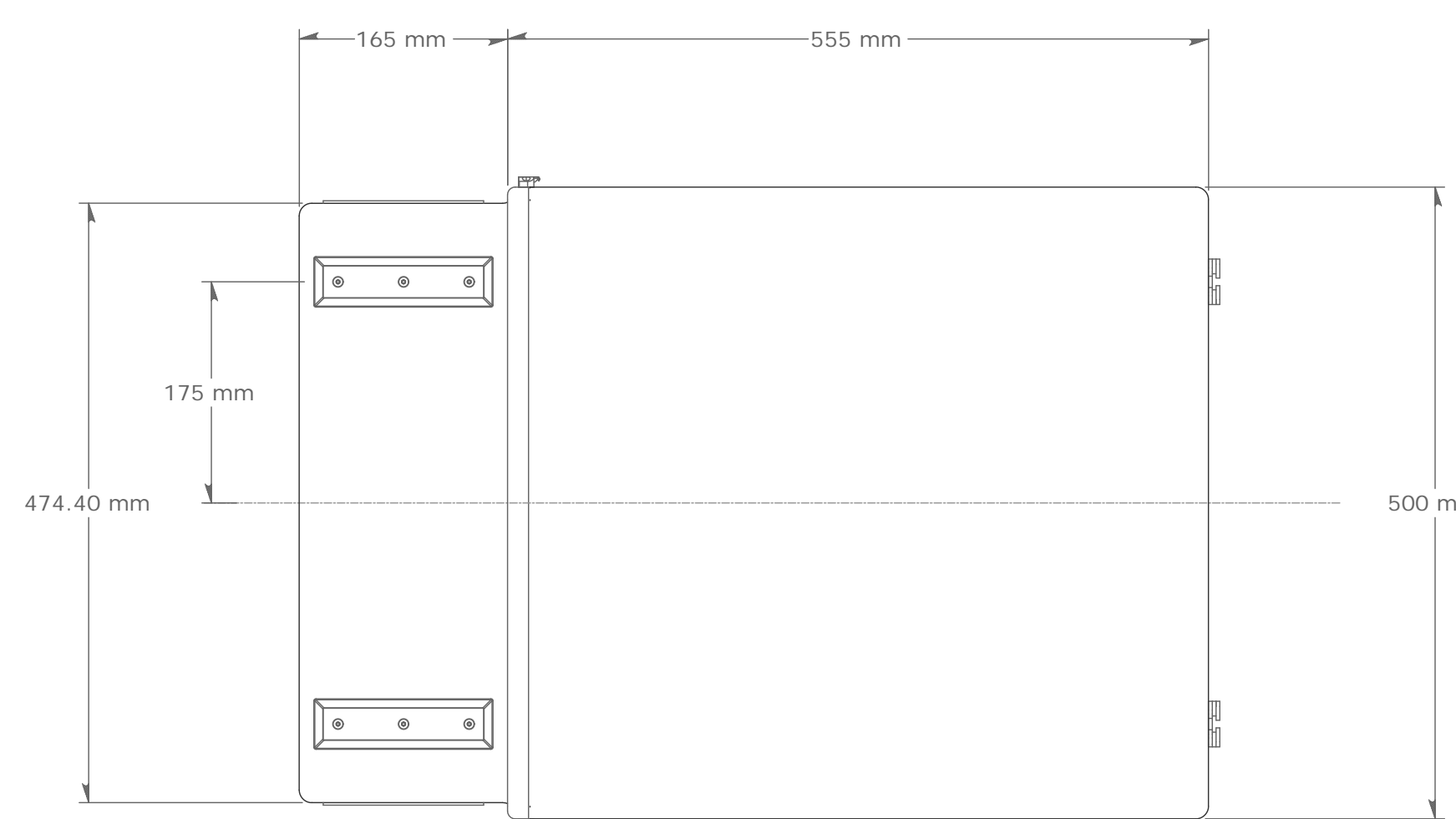
Upper Deck Construction Section
Scale 1 : 5



Lower Deck Construction Arrangement
Scale 1 : 5

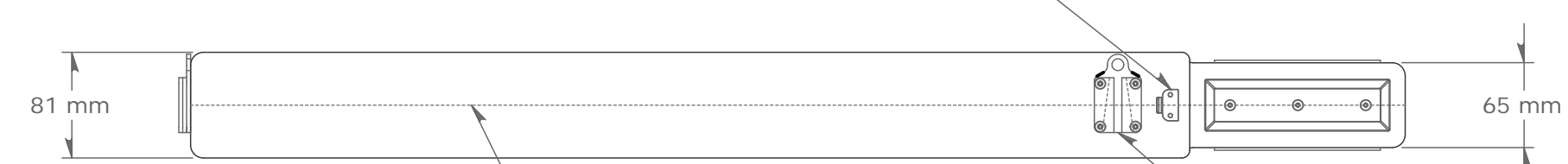


Upper Deck Plan View
Scale 1 : 5



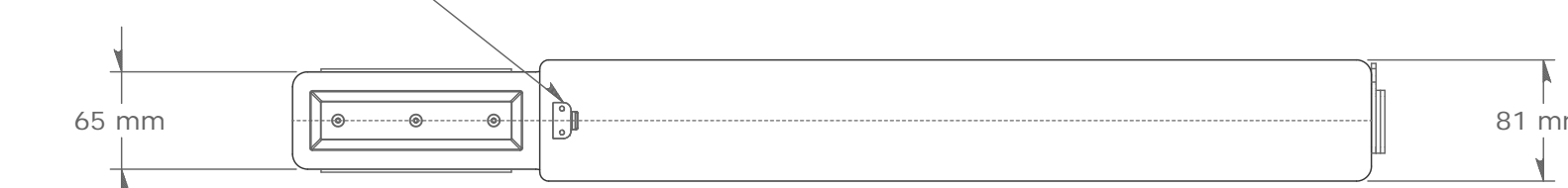
Lower Deck Plan View
Scale 1 : 5

Draw Latch
Catch side. Type 316 SS.
Mounted to Deck body, align with lever located on Stair component, 4 pcs total.
Southco model #V7-20-101-24.



Upper Deck Profile
Scale 1 : 5

Draw Latch
Catch side. Type 316 SS.
Mounted to Deck body, align with lever located on Stair component, 4 pcs total.
Southco model #V7-20-101-24.



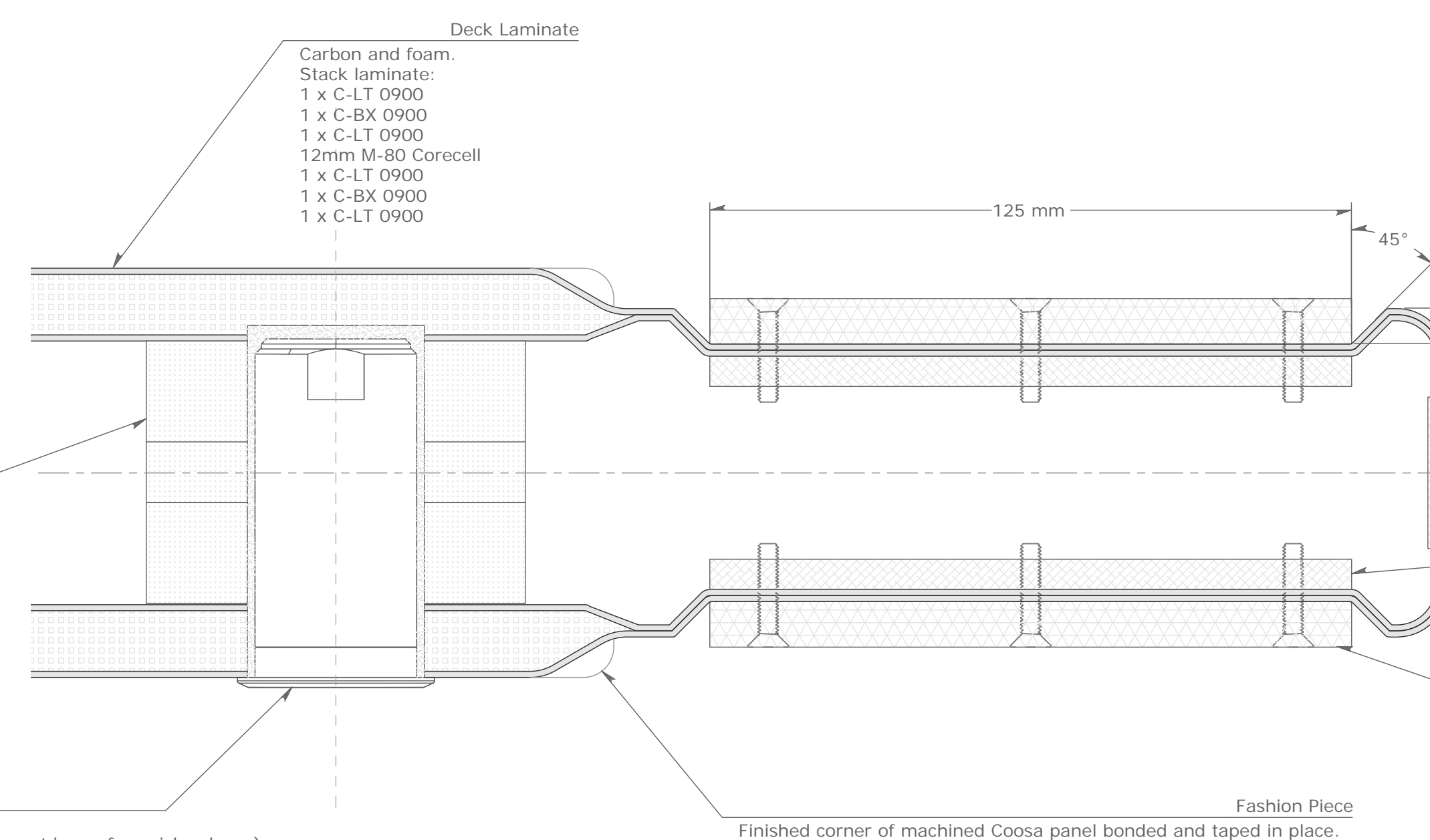
Lower Deck Profile
Scale 1 : 5

Joint between Parts
Part molded in 2 halves and assembled with plate backer and exterior tapes.
Bonding Plate: 3mm G-10 plate, approx. 25 mm w.
Bond where possible around perimeter to assemble top and bottom halves.
Exterior: Tape joint seam w/ 2 x C-BX - 0900, 25 mm and 50 mm.

Security Chock Receiver
See *71 -- 218 d -- Sheet 2 Support Fabrications.pdf*

Composite Blocking
75 mm x 75 mm sq. Coosa Board or eq.
Bond between Upper Deck top and bottom halves.

Flush Padeye
Seasmart model #SL20X F Smartlock System Base.
(works with SS20X MD male plug installed in Mid Support brace for quick-release).
Installed in over-sized hole w/ threads potted in thickened epoxy.



Joint between Parts
Bonding Plate: 3mm G-10 plate, approx. 25 mm w.
Bond where possible around perimeter to assemble top and bottom halves.
Exterior: Tape joint seam w/ 2 x C-BX - 0900, 25 mm and 50 mm.

Backer
6mm G-10 plate, approx. 125 mm x 25 mm.
6 pcs total, each deck.
D/T for M4 x 18mm type 316 FHMS.

Shim
UMHW Plastic, approx. 9 mm x 125 mm x 25 mm.
6 pcs total, each deck.
Fasten via M4 x 18mm type 316 FHMS.
Drill and c/s into shim, d/T into 6mm G-10 backing.
Machine/adjust shims for sliding-fit to Stair component "Deck Socket".

NOTE:
All carbon fabric designations are Vectorply designations: substitution of equal weight and architecture is acceptable.

DATE

REVISIONS

STEPHENS WARING
YACHT DESIGN

DESIGN AND DRAWING REMAIN PROPERTY OF
STEPHENS WARING YACHT DESIGN

92 Main St., 3rd Floor | Belfast, ME 04415 | 207-338-8838
STEPHENSWARING.COM

PROJECT
Zemphira BBY/SWYD Dsn #71
2020 Refit

CLIENT
Tenacious Holdings, LLC

Title
Upper and Lower Decks
Composite Components

DWG #
71 -- 218 b -- 2021

SCALE:
1 : 1 & 1 : 5

REFERENCES:
SWYD -- Zemphira -- Boarding System 3D. 3dm

DWG BY:
P. Waring

DATE:
February 10, 2021

APPROVED BY:
R. Stephens

